

Hotel Santa Tecla Palace
Via Balestrate, 100
Acireale (Catania)

SICSSO

CONGRESS

The International Society of Cornea,
Stem Cells and Ocular Surface



29_30 JUNE
01 JULY
2023

CATANIA - Italy

ADVANCED
PROGRAM

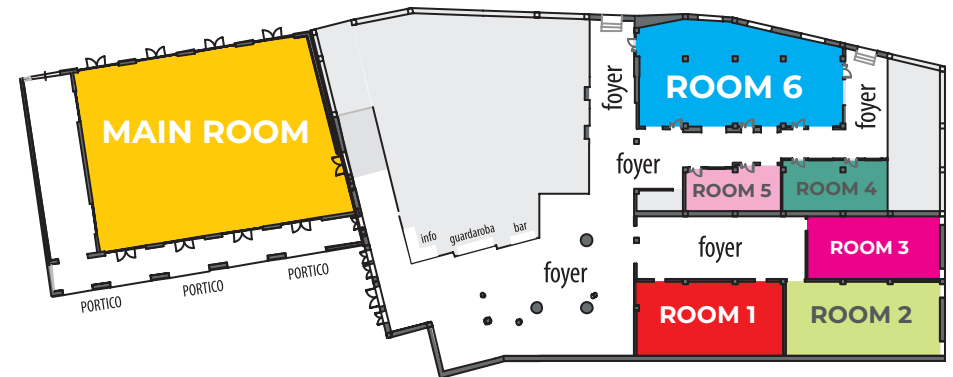
www.sicssso.org/2023/



CONGRESS VENUE

Santa Tecla Palace Hotel
Via Balestrate 100
95024 Acireale Catania, Sicily







BASEMENT



GROUND FLOOR



THURSDAY 29th

	MAIN ROOM & LIVE SURGERY	ROOM 1	ROOM 2		ROOM 3	ROOM 4	ROOM 5	ROOM 6	ROOM 7
10:00-11:30		 YOUNG OPTHALMOLOGISTS CONTEST	INNOVATIONS 1 O.S. & Infections		 INNOVATIONS 2 Dry Eye & Keratoplasty	VIDEO ROOM			
11:30-13:00			INNOVATIONS 3 EK & Endothelium						
13:00-14:00	BREAK	BREAK	BREAK		BREAK		BREAK	BREAK	
14:00-14.55		NOVITÀ PER IL CHERATOCONO Director: A.M.ROSZKOSWSKA	TAKE DMEK TO THE NEXT LEVEL Director: A. BARDAN (UK)		 THE ART OF PUPILLOPLASTY Director: H. YASSIN (EGYPT)		WET LAB 1	 INNOVATIONS 4 Miscellaneous	INTERNATIONAL DRY EYE ACADEMY Directors: L. MARINO, C. ORIONE
15:00-17:00	 KERATOCONUS & LIVE SURGERY								
17:00-17:30	BREAK	BREAK	BREAK		BREAK		BREAK	BREAK	
17:30-19:00	 KERATITIS & LIVE SURGERY						WET LAB 2		

FRIDAY 30th

	MAIN ROOM & LIVE SURGERY	ROOM 1	ROOM 2		ROOM 3	ROOM 4	ROOM 5	ROOM 6	ROOM 7	
08:30-09:45		CHERATOCONGIUNTIVITI ALLERGICHE Director: P. Aragona	DALK: SCIENCE TO ACHIEVE A SUCCESSFUL SURGERY Director: H. S. Dua (UK)		NK & OCULOPLASTY Director: A. Lambiase	VIDEO ROOM	WET LAB 3	DMEK CORSO BASE Directors: V. Maurino, A. Romani		
09:45-10:00	BREAK	BREAK	BREAK		BREAK				BREAK	BREAK
10:00-11:30	UPDATE ON THE MANAGEMENT OF AK & LIVE SURGERY							WET LAB 4		
11:30-12:30	MEDAL LECTURES									
12:30-13:00	O.S. INFLAMMATION & PARAINFLAMMATION									
13:05-14:15		LUNCH COURSE	LUNCH COURSE		LUNCH COURSE					
14:15-14:30	BREAK	BREAK	BREAK		BREAK			BREAK	BREAK	BREAK
14:30-15:25		DALK: CORSO BASE Director: G. Marchini	ANTERIOR SEGMENT TOMOGRAPHY Director: M. Belin (USA)		GLI EMODERIVATI NEL TRATTAMENTO DELLA SUPERFICIE OCULARE Director: C. Gagliano			WET LAB 5	INNOVATIONS 5 LSCD, OSST & KPRO	TEN GOOD REASONS TO IMPLANT A CORNEAL RING Director: A. Mularoni (San Marino)
15:30-17:00	O.S. RECONSTRUCTION & LIVE SURGERY									
17:00-17:15	BREAK	BREAK	BREAK		BREAK			BREAK	BREAK	BREAK
17:15-19:00	ENDOTHELIUM, DMEK & LIVE SURGERY						WET LAB 6			

SATURDAY 1st

	MAIN ROOM & LIVE SURGERY	ROOM 1	ROOM 2		ROOM 3	ROOM 4	ROOM 5	ROOM 6	ROOM 7
08:30-09:45		CHERATITI MICROBICHE TBD	DALK IN CHALLENGING SITUATIONS Director: A. Bardan (UK)		AESTHETICS IN PTERYGIUM SURGERY Director: S. Jain (India)	VIDEO ROOM	WET LAB 7	INNOVATIONS 6 KERATOCONUS	CONDIZIONI SISTEMICHE E SUPERFICE OCULARE Director: P. Aragona
09:45-10:00	BREAK	BREAK	BREAK	BREAK	BREAK		BREAK	BREAK	BREAK
10:00-13:30	KEYNOTE LECTURES, LIVE PATIENTS EVALUATIONS & LIVE SURGERY								
13:30-14:00	AWARD CEREMONY								



SCIENTIFIC PROGRAM

THURSDAY 29th

MAIN ROOM

 Simultaneous translation English - Italian

MAIN ROOM



THURSDAY 29th

15.00 - 17.00: KERATOCONUS & LIVE SURGERY

PRESIDENT: *A. Mularoni (San Marino)*

PANEL: *R. Barraquer (Spain), S. Basak (India), B. Jeng (USA), P. Vinciguerra (Milan)*

LIVE SURGERY - DALK

- **STREAMING FROM:** *San Marco Hospital (Catania)*
- **SURGEONS:** *R. Fogla (India), TBD*
- **MODERATORS FROM OR:** *L. Mosca (Rome), D. Schiano-Lomoriello (Rome)*



- 10'** **Stem cell therapy for corneal stroma regeneration**
J. Aliò del Barrio (Spain)
- 10'** **Clinical applications of the Belin ABCD progression display**
M. Belin (USA)
- 10'** **Corneal collagen crosslinking in children**
M. Henriquez (Peru)
- 10'** **Corneal wavefront PRK based on coma axis for keratoconus**
L. Izquierdo (Peru)
- 10'** **Cataract surgery in keratoconus**
R. Nujits (Netherlands)
- 10'** **Management of corneal hydrops**
E. Tu (USA)

MAIN ROOM



17.30 - 19.00: KERATITIS & LIVE SURGERY

PRESIDENT: *R. Mencucci (Florence)*

PANEL: *S. B. Hannush (USA), W. B. Lee (USA), J. Rubenstein (USA), D. Said (UK)*

LIVE SURGERY - DALK in ACTIVE INFECTION

- **STREAMING FROM:** *San Marco Hospital (Catania)*
- **SURGEON:** *V. Sarnicola (Grosseto)*
- **MODERATOR FROM OR:** *S. Sbordone (Naples)*



- 10' **Update on zoster keratitis**
B. Jeng (USA)
- 10' **HSV in children**
K. A. Colby (USA)
- 10' **Corneal transplantation for infectious keratitis: a prospective Dutch registry study**
M. Dickman (The Netherlands)
- 10' **C-DU(KE) Calculator: a clinical tool for risk stratification in infectious keratitis**
V. Perez (USA)
- 10' **Fungal keratitis: management algorithm**
N. Sharma (India)

SCIENTIFIC PROGRAM

THURSDAY 29thCOURSES
AND
INNOVATIONS

 Italian language only

 English language only

ROOM 1



10.00 - 13.00: BEST PAPER CONTEST for Ophthalmologists Under 40

AWARDS COMMITTEE: *F. Bandello (Milan), W. Lisch (Germany), P. Nucci (Milan), F. Passani (Carrara, MS), D. Scorsetti (Argentina), J. Weiss (USA)*

10.00 Introduction

F. Bandello (Milan), P. Nucci (Milan)

10.05 Evaluation of factors influencing vision-related quality of life in keratoconus patients using the keratoconus outcomes research questionnaire (KORQ)



E. Ferrini, G. Gabbriellini, D. Aleo, C. Posarelli, M. Figus (Pisa)

10.11 Corneal epithelium remodeling after epi-off CXL



F. Franchina, C. Azzaro, U. Camellin, M. Deiana, L. Candela, P. Aragona, A. M. Roszkowska (Messina)

10.17 Clinical outcomes of custom ablated topo guided treatments with collagen crosslinking in early to moderate keratoconus



D. Gandluru, S. Devu (India)

10.23 Corneal Cross-Linking in Recurrent Keratoconus: long term results



M. Ventura, E. Pedrotti, E. Bonacci, G. Marchini, M. Anastasi, R. Kilian, C. Pagnacco (Verona)

10.29 Discussion

10.41 Meniscus-shaped stromal lenticule addition keratoplasty for corneal regularization and thickening in advanced keratoconus



M. Anastasi, E. Pedrotti, E. Bonacci, A. Fasolo, S. Fraccaroli (Verona), R. Vinciguerra, P. Vinciguerra (Milan), G. Marchini (Verona)

10.47 One-year clinical outcomes following VTR implantation in keratoconus patients



M. Mazzoni, E. B. Marcheggiani, G. Mussoni, K. Mularoni, A. Mularoni (San Marino)

10.53 An unwelcome big bubble: management of Descemet membrane detachment following viscoelastic injection for hypotony



L. E. Doss, F. R. Doss (USA)

10.59 Discussion

11.08 Analysis of engineered corneal endothelium transplanted in an in vivo model



D. Loya-Garcia, J. Zavala-Arcos (Mexico)

11.14 Surgical management of Fuchs' endothelial corneal dystrophy: a treatment algorithm and individual patient meta-analysis of Descemet stripping only (DSO)



N. Din, E. Cohen, M. Popovic, M. Mimouni, L. Gouvea, S. Alshaker, S. Ong Tone, C. C. Chan, A. R. Slomovic (Canada)

11.20 Yogurt technique for Descemet membrane endothelial keratoplasty graft preparation: early clinical outcomes



M. L. Passaro, V. Romano (Brescia)

11.26 Deep-learning prediction of DMEK graft detachment from preoperative AS-OCT



M. Airaldi (Brescia), A. Patefield, Y. Meng, Y. Zheng (UK), F. Semeraro, V. Romano (Brescia)

11.32 Posterior stromal ripples increase risk of Descemet's membrane endothelial keratoplasty graft detachment worsening over time



G. Coco (Rome), H. J. Levis, A. Borgia, D. Romano, L. Pagano (UK), G. Virgili (Florence), S. B. Kaye (UK), V. Romano (Brescia)

11.38 New surgical approach to Pre-descemet's endothelial keratoplasty (PDEK)



T. H. A. Dinh (Vietnam), Y. Y. Kalinnikov, S. Y. Kalinnikova, A. V. Zolotarevskiy (Russia)

11.44 Discussion

12.03 Salzmann nodular corneal degeneration: therapeutic options



C. Azzaro, F. Franchina, R. Spinella, P. Aragona, A. M. Roszkowska (Messina)

12.09 Alcohol delamination of corneal epithelium in recurrent granular dystrophy



M. Messina (Perugia), V. Avadhanam, D. G. Said, H. S. Dua (UK)

12.15 Use of Losartan drops in corneal opacities: rationale and clinical experience



E. B. Marcheggiani, K. Mularoni, L. Rania, G. Mussoni, A. Mularoni (San Marino)

12.21 Double intrastromal corneal ring segment implantation: a new approach for improved clinical outcomes in keratoconus patients



S. P. Coscarelli, L. Torquetti, S. A. Coscarelli (Brazil)

12.27 Discussion

12.39 Combined procedure simple conjunctival epithelial transplantation (SCET) and simple limbal epithelial transplantation (SLET) for ocular surface reconstruction due to chemical injury, case report



E. Bonacci, E. Pedrotti, C. Pagnacco, R. Kilian, G. Marchini (Verona)

12.45 Sutureless amniotic membrane transplantation in inflammatory corneal perforations



U. Camellin, A. Meduri, A. Valastro, L. Inferrera, I. Ninotta,

G. W. Oliverio, M. Mancini, A. M. Roszkowska, P. Aragona (Messina)

12.51 Discussion**ROOM 2****10.00 - 11.30: INNOVATIONS 1 - OCULAR SURFACE and INFECTIONS**

PRESIDENT: *TBD*

PANEL: *TBD*

- 10.00** A-Prf membrane to cure a neurotrophic ulcer with hypotension following cyclophotocoagulation for a (POAG) primary open angle glaucoma. A case report
H. Aaliouet (Morocco), N. Koerber (Germany)
- 10.07** Unilateral localized chronic conjunctival chemosis: a case report
F. Sarati, F. A. Soloperto, R. Mencucci (Florence)
- 10.14** The efficacy of a netilmicin/dexamethasone gel combination in the treatment of posterior blepharitis in moderate-severe dry eye patients
G. W. Oliverio, E. Postorino, P. Aragona (Messina)
- 10.21** Lignous conjunctivitis with plasminogen deficiency treated with topical allogeneic serum drops: a case report
O. Ozkan, C. A. Utine, I. Durak, Z. Ozbek, A. Yaman, T. Berk (Turkey)
- 10.28** Discussion
- 10.40** Novel technique for late scleromalacia in a ciliary body melanoma due to brachytherapy
M. Gessa-Sorroche, M. I. Relimpio-Lopez, A. M. Garrido-Hermosilla (Spain)
- 10.47** Cross linking in resistant corneal abscess
H. Elnashar (Egypt)
- 10.54** Clinical features and management of Cytomegalovirus keratouveitis
M. Agarwal (India)
- 11.01** Using histopathological correlation with microbiological cultures and clinical impressions in post-therapeutic keratoplasty patients to guide treatment and predict recurrences of infections
A. Koul, H. Nagaraja, S. M. Krishna, R. Shetty (India)
- 11.08** Discussion

ROOM 3



10.00 - 11.30: INNOVATIONS 2 - DRY EYE and KERATOPLASTY

PRESIDENT: *M. Belin (USA)*

PANEL: *L. De Benito-Llopis (UK)*

- 10.00** Ocular surface disease: smart-imaging method versus polarized light probe
G. Dattino (Rome)
- 10.07** Dry eye syndrome in children
L. Marino, D. Borroni (Milan)
- 10.14** Evaluation of keratoplasty in the pediatric age group
A. Khattab, A. Ghaith, A. Elkamshoushy, A. Said (Egypt)
- 10.21** To study the clinical profile and visual outcome of anterior segment ocular injuries in children in a tertiary hospital of central India
K. Bansal, S. Jain (India)
- 10.28** Discussion
- 10.40** Efficacy and safety of a novel ophthalmic solution containing 0,2 % Xanthan Gum and 0.025% desonide sodium phosphate for treatment of dry eye disease
C. Rossi, M. Borselli, S. Vaccaro, G. Carnovale Scalzo, V. Scorcia, G. Giannaccare (Catanzaro)
- 10.47** Surgical technique of PK/DALK with simultaneous implantation of complete full-ring or incomplete intrastromal ring segments into the graft
Y. Y. Kalinnikov, S. Y. Kalinnikova (Russia), T. H. A. Dinh (Vietnam), L. Rahimova (Russia)
- 10.54** Deep anterior lamellar keratoplasty with central baring of Descemet's membrane in eyes with type 2 bubble and opacified pre-Descemet's layer
M. B. Goweida, A. S. Bardan, M. A. Dowidar (Egypt)
- 11.01** Modified pre-descemetic DALK for acute hydrops
M. A. Pulvirenti, M. Zagari (Catania), C. Mazzotta (Siena)

- 11.08** Lecture: Updates in PUK management
D. Lazzaro (USA)
- 11.18** Discussion

ROOM 2



11.30 - 13.00: INNOVATIONS 3 - EK and ENDOTHELIUM

PRESIDENT: *D. Ponzin (Mestre, VE)*

PANEL: *L. Izquierdo (Peru), G. Moloney (Canada), M. Terry (USA)*

- 11.30** Congenital hereditary endothelial dystrophy with progressive sensorineural deafness – Harboyan syndrome: a case report
E. Karatas, İ. Çeçen, C. A. Utine (Turkey)
- 11.37** Surgically induced, pharmacologically mediated endothelial corneal proliferation
R. Kirkova (Milan), I. Tanev (Bulgaria)
- 11.44** Using human induced pluripotent stem cells (hiPSC) to model corneal endothelial cells (CEnCs)
S. Dsouza, K. Chakrabarty, G. Kundu, R. Shetty, D. Nayak (India)
- 11.51** Donor characteristics in graft detachment after posterior lamellar keratoplasty for Fuchs endothelial dystrophy and bullous keratopathy
N. Cardascia, F. Cassano, V. Pastore, G. La Tegola, A. Sborgia, F. Boscia, G. Alessio (Bari)
- 11.58** Discussion
- 12.10** Hemi-ultrathin Descemet stripping automated endothelial keratoplasty (hemi-UT-DSAEK) using pediatric donor corneas in Fuchs endothelial corneal dystrophy: a 1-year follow-up experience
P. Leon, L. Francescutti, P. Gentile, A. Bonaldo, F. Birattari, D. Camposampiero, D. Ponzin, A. Franch (Venice)

- 12.17 Femto-laser assisted DLEK in CHED: preliminary results**
R. Sohbi, H. Yassin (Egypt)
- 12.24 Endothelial keratoplasty combined with Artisan IOL removal, clear lens extraction and scleral sutured IOL, in high myopic eye with phakic refractive iris-claw lens, subluxated natural lens and bullous keratopathy**
C. Moraru, O. Moraru (Romania)
- 12.31 Descemet membrane endothelial keratoplasty with 20 years old donors guided by real time anterior segment optical coherence tomography (OCT)**
M. Arino Gutierrez, P. Arriola-Villalobos, J. Gegundez, B. Vidal-Villegas, D. Diaz-Valle (Spain)
- 12.38 Combined procedures in pseudophakic and refractive phakic lens eyes needing intraocular lens removal/exchange and endothelial keratoplasty - cases presentations**
O. Moraru, C. Moraru (Romania)
- 12.45 Discussion**

ROOM 1

14.00 - 14.55: RECENT ADVANCEMENTS IN DIAGNOSTICS AND CORNEAL CROSS-LINKING TREATMENT FOR KERATOCONUS

PRESIDENT: *A. M. Roszkowska (Messina)*

FACULTY: *P. Aragona (Messina), G. Giannaccare (Catanzaro), R. Mencucci (Florence), S. Serrao (Rome)*

TBD

ROOM 2


14.00 - 14.55: TAKING DMEK TO THE NEXT LEVEL

DIRECTOR: *A. Bardan (UK)*

PANEL: *M. B. Goweida (Egypt), B. C. Liu (UK)*

- 14.00 Triple DMEK**
A. Bardan (UK)
- 14.10 DMEK plus other procedures**
M. B. Goweida (Egypt)
- 14.20 DMEK in complex eyes**
M. B. Goweida (Egypt)
- 14.30 Management of intraoperative DMEK complications**
C. Liu (UK)
- 14.40 Discussion**

ROOM 3


14.00 - 14.55: THE ART OF PUPILLOPLASTY AND IRIS RECONSTRUCTION SURGERY: TIPS AND TRICKS

DIRECTOR: *H. Yassin (Egypt)*

PANEL: *M. Forlini (Ravenna), S. Hannush (USA), R. Sobhi (Egypt)*

TBD

ROOM 7

**14.00 - 14.55: INTERNATIONAL DRY EYE
ACADEMY COURSE**

DIRECTORS: *L. Marino (Milan), C. Orione (Nizza Monferrato, AT)*

PANEL: *G. Di Meglio (Vercelli), R. Fasciani (Rome), L. Gualdi (Rome), G. R. Tedesco (Catanzaro), L. Vigo (Milan)*

TBD

ROOM 6

**14.00 - 14.55: INNOVATIONS 4 -
MISCELLANEOUS**

PRESIDENT: *K. A. Colby (USA)*

FACULTY: *M. Macsai (USA), V. Perez (USA)*

- 14.00 Infectious scleritis in India – A ten year review in a tertiary care hospital**
M. Agarwal, J. Biswas, A. R. Anad (India)
- 14.07 Intravascular mitomycin for the treatment of cornea neovascularization**
L. Torquetti, S. P. Coscarelli, S. Coscarelli (Brazil)
- 14.14 Corneal topography findings among patients with thyroid dysfunction**
A. Said (Egypt)
- 14.21 In-vivo corneal nerve tracking: new insights in health, disease and post-surgery**
A. Koul, G. Bhavya, P. Khamar, R. Shetty (India)
- 14.28 Herpetic keratitis in children**
M. Agarwal, A. R. Anad (India)
- 14.35 Studying immune cell trafficking changes on the ocular surface in corneal transplants**
S. Dsouza, R. Shetty, G. Kundu, A. Koul, S. Sethu, P. Archana, A. Ghosh (India)
- 14.42 Discussion**

SCIENTIFIC PROGRAM

FRIDAY 30th

MAIN ROOM



Simultaneous translation English - Italian

MAIN ROOM



10.00 - 11.30: UPDATE ON MEDICAL AND SURGICAL MANAGEMENT OF ACANTHAMOEBA KERATITIS & LIVE SURGERY

PRESIDENT: *R. Mencucci (Florence)*

FACULTY: *S. Deng (USA), N. Szentmary (Hungary)*

LIVE SURGERY - DALK

- **STREAMING FROM:** *San Marco Hospital (Catania)*
- **SURGEON:** *V. Scorcio (Catanzaro)*



**ROUND TABLE DISCUSSION
WORK IN PROGRESS**

FRIDAY 30th

MAIN ROOM



11.30 - 12.30: MEDAL LECTURES 2023

FACULTY: *P. Aragona (Messina), T. Avitabile (Catania), E. J. Holland (USA), V. Sarnicola (Grosseto)*

MEDAL LECTURES:



- 15'** **Corneal transplants, flaps, lasers, bubbles: recent advances in cornea and refractive surgery**



N. AFSHARI (USA)

FRIDAY 30th

- 15'** **Conservative treatment and visual rehabilitation in kertoconic patients: corneal and intraocular surgery**



A. MULARONI (SAN MARINO)

MAIN ROOM



12.30 - 13.00: OCULAR SURFACE INFLAMMATION AND PARAINFLAMMATION

PRESIDENT: *P. Aragona (Messina)*

PANEL: *C. Cagini, C. Gagliano (Catania)*

- 10' **I only need a history, slit lamp and some diagnostic stains to diagnose dry eye**
A. Slomovich (Canada)
- 10' **Inflammation and dry eye**
S. Barabino (Milan)
- 10' **ROUND TABLE DISCUSSION**

FRIDAY 30th

MAIN ROOM



15.30 - 17.00: OCULAR SURFACE RECONSTRUCTION & LIVE SURGERY

PRESIDENT: *E. J. Holland (USA)*

PANEL: *S. Deng (USA), A. Y. Cheung (USA), E. Pedrotti (Verona),
D. Ponzin (Mestre, VE)*

LIVE SURGERY - XEN

- **STREAMING FROM:** *San Marco Hospital (Catania)*
- **SURGEON:** *TBD*
- **MODERATORS FROM OR:** *V. Picardo (Rome)*



- 10' **Minor salivary gland transplantation and mucous membrane grafting for Stevens Johnson syndrome. A how to guide**
A. Kossler (USA)
- 10' **A novel approach for the treatment of recurrent symblepharon**
M. Farid (USA)
- 10' **Ocular surface stem cell transplantation: long-term outcomes**
E. J. Holland (USA)
- 10' **Cultivated oral mucosal epithelial transplantation in limbal stem cell deficiency**
M. Elalfy (UK)
- 10' **Update on keratoprosthesis**
K. A. Colby (USA)

FRIDAY 30th

17.00 - 17.15 BREAK

MAIN ROOM



17.15 - 19.00: EK & LIVE SURGERY

PRESIDENT: *V. Sarnicola (Grosseto)*

PANEL: *R. Fogla (India), M. Straiiko (USA)*

LIVE SURGERY - DMEK

- **STREAMING FROM:** *San Marco Hospital (Catania)*
- **SURGEONS:** *G. Moloney (Canada), N. Pereira (Brazil)*
- **MODERATORS FROM OR:** *V. Maurino (UK), V. Romano (Brescia)*



- 10'** **Endothelial Cell Therapy up-to-date**
E. J. Holland (USA)
- 10'** **Bioengineered DMEK; the BASEL approach'**
Z. Gatzioufas (Switzerland)
- 10'** **DMEK in challenging cases**
M. Terry (USA)
- 10'** **Endothelial keratoplasty in the unicameral eye**
S. B. Hannush (USA)
- 10'** **DMEK and HSV endotheliitis: challenges and outcomes**
S. Basak (India)

FRIDAY 30th

SCIENTIFIC PROGRAM

FRIDAY 30th

COURSES AND INNOVATIONS

 Italian language only

 English language only

ROOM 1

08.30 - 09.45: TERAPIA DELLE CHERATOCONGIUNTIVITI ALLERGICHE

DIRECTOR: *P. Aragona (Messina)*

PANEL: *A. Leonardi (Padua), P. Nucci (Milan)*

TBD

ROOM 2



08.30 - 09.45: DALK: SCIENCE TO ACHIEVE A SUCCESSFUL SURGERY

DIRECTOR: *H. S. Dua (UK)*

PANEL: *S. B. Hannush (USA), L. Mastropasqua (Chieti),
D. Said (UK)*

08.30 Applied anatomy of the posterior cornea
TBD

08.40 DALK Tips, Tricks and Trips
TBD

08.50 DALK: management of intraoperative complications
TBD

09.00 Enhancing visual outcome after DALK
TBD

09.10 Additional lamellar keratoplasty
L. Mastropasqua (Chieti)

09.20 Discussion



08.30 - 09.45: NEUROTROPHIC KERATOPATHY & OCULOPLASTY

DIRECTOR: *A. Lambiase (Rome)*

PANEL: *A. Y. Cheung (USA), S. Mian (USA)*

- 08.30** Neurotrophic keratopathy - do not be insensitive! Diagnosis and treatment algorithm
B. Jeng (USA)
- 08.40** Topical insulin: use and indications
D. H. Scorsetti (Argentina)
- 08.50** Efficacy of autologous platelet rich plasma (PRP) eye drops in refractory dry eye disease (DED) patients
A. Slomovic (Canada)
- 09.00** Eyelid malposition
W. Lee (USA)
- 09.10** Corneal neurotization - surgical innovation update
A. Kossler (USA)
- 09.20** Gene therapy for Neurotrophic Keratopathy
M. Macsai (USA)
- 09.30** Discussion



08.30 - 09.45: DMEK CORSO BASE

DIRECTORS: *V. Maurino (UK), A. Romani (Arezzo)*

PANEL: *M. Fioretto (Alessandria), R. Protti (Verbania-Domodossola), C. Sarnicola (Arezzo)*

- 08.30** DMEK e DSAEK a confronto: indicazione, timing e risultati
F. Aiello (Rome)
- 08.40** Preparazione del donatore e inserimento in camera anteriore: consigli pratici
R. Vinciguerra (Milan)
- 08.50** Apertura del lembo “endo-out”: trucchi da conoscere ed errori da evitare con le tecniche di tapping
V. Maurino (Milan)
- 09.00** Apertura del lembo “endo-in”: trucchi da conoscere ed errori da evitare con le tecniche pull-through
E. Pedrotti (Verona)
- 09.10** Gestione postoperatoria: quando fare il rebubbling e come evitare il blocco pupillare
V. Romano (Brescia)
- 09.20** DMEK e cataratta: pro e contro della chirurgia combinata e “s-combinata”
G. Alessio (Bari)
- 09.30** Discussione

ROOM 1

14.30 - 15.25: DALK STEP by STEP: CORSO BASE

DIRECTOR: *G. Marchini (Verona)*

PANEL: *Ros. Appolloni (Rome), L. Buzzonetti (Rome),
L. Menabuoni (Florence), D. Schiano-Lomoriello (Rome)*

14.30 Quali sono le tecniche più diffuse e come scegliere quella più idonea

E. Sarnicola (Grosseto)

14.42 Big bubble: tecnica chirurgica passo dopo passo

S. Sbordone (Naples)

14.54 DALK manuale: tecnica chirurgica passo dopo passo

P. Vinciguerra (Milan)

15.06 Discussione

FRIDAY 30th

ROOM 2



14.30 - 15.25: ANTERIOR SEGMENT TOMOGRAPHY

DIRECTOR: *M. Belin (USA)*

PANEL:

TBD

FRIDAY 30th

ROOM 3

14.30 - 15.25: GLI EMODERIVATI NEL TRATTAMENTO DELLA SUPERFICIE OCULARE

DIRECTOR: *C. Gagliano (Catania)*

PANEL: *M. Astori (Alessandria), Al. Balestrazzi (Rome), E. Cantera (Rome)*

- 14.30** Miti e false idee sul siero autologo
TBD
- 14.40** Siero eterologo da donatore adulto: indicazioni, risultati, vantaggi, e problematiche
TBD
- 14.50** Siero eterologo da cordone ombelicale: indicazioni, risultati, vantaggi, e problematiche
TBD
- 15.00** Concentrati piastrinici: quando, come, e perchè?
TBD
- 15.10** Discussione

FRIDAY 30th

ROOM 6



14.30 - 15.25: INNOVATIONS 5 – LIMBAL STEM CELL DEFICIENCY, OCULAR SURFACE TRANSPLANTATION AND KPRO

DIRECTOR: *J. Rubenstein (USA)*

PANEL: *M. Henriquez (Peru), E. Pedrotti (Verona)*

- 14.30** Updates on systemic immunosuppression for ocular surface stem cell transplantation
A. Y. Cheung (USA)
- 14.37** Potential markers that discriminate between healthy and aniridia associated keratopathy (AAK) patient cells
N. Szentmary (Hungary)
- 14.44** Midterm outcomes of autologous glueless simple limbal epithelial transplantation (G-SLET) for unilateral limbal stem cell deficiency (LSCD)
B. Malyugin, S. Kalinnikova, M. Gerasimov (Russia)
- 14.51** Clinical outcomes, short-term survival and complications of Lucia keratoprosthesis
E. Graue-Hernandez, C. A. Muller-Morales, K. Arteaga-Rivera, D. Jimenez-Collado, A. Ramirez-Miranda, A. Navas (Mexico)
- 14.58** Long-term results of Boston keratoprosthesis surgery in Polish patients
E. Wylegala (Poland)
- 15.05** International outcomes of the Boston type 1 keratoprosthesis in Stevens - Johnson Syndrome
S. Basak (India)
- 15.12** Discussion

FRIDAY 30th

ROOM 7



14.30 - 15.25: TEN GOOD REASONS TO IMPLANT CORNEAL RING

DIRECTOR: *A. Mularoni (San Marino)*

PANEL: *R. Barraquer (Spain), R. Fogla (India), L. Torquetti (Brazil)*

TBD

FRIDAY 30th

SCIENTIFIC PROGRAM

SATURDAY 1st

MAIN ROOM



Simultaneous translation English - Italian

MAIN ROOM



10.00 - 13.00: KEYNOTE LECTURES, LIVE PATIENTS EVALUATION & LIVE SURGERY

PRESIDENT: *R. Mencucci (Florence)*

PANEL: *A. Dua (UK), V. Maurino (UK), N. Pereira (Brazil), M. Terry (USA)*

SLIT LAMP EXAMINER: *E. J. Holland (USA)*

LIVE SURGERY - DSAEK & DMEK

- **STREAMING FROM:** *San Marco Hospital (Catania)*
- **SURGEONS:** *D. Scollo (Catania), TBD*
- **MODERATORS FROM OR:** *An. Balestrazzi (Grosseto), G. Caramello (Cuneo)*



- 10' **Impact of vaccination in keratoplasty**
S. Mian (USA)
- 10' **TBD**
M. D. Straiko (USA)
- 10' **TBD**
W. B. Lee (USA)
- 10' **Pearls and pitfalls in DSEK/DMEK surgery**
T. Kim (USA)
- 10' **TBD**
S. Deng (USA)
- 10' **Graft under pressure**
L. de Benito-Llopis (UK)
- 10' **New developments in Fuchs dystrophy**
C. Sarnicola (Arezzo)
- 15' **Live patients evaluation 1**
Case presenter: TBD
- 10' **How to make a differential diagnosis among corneal dystrophies: history, slit lamp features, prognosis**
J. Weiss (USA), W. Lisch (Germany)

- 10' **TBD**
P. Aragona (Messina)
- 15' **Live patients evaluation 2**
Case presenter: TBD
- 10' **Ocular graft versus host disease**
M. Vanathi (India)
- 15' **Live patients evaluation 3**
Case presenter: TBD



MAIN ROOM

13.30 - 14.00: AWARD CEREMONY

AWARD COMMITTEE: *F. Bandello (Milan), W. Lisch (Germany), P. Nucci (Milan), F. Passani (Carrara, MS), D. Scorsetti (Argentina), J. Weiss (USA)*

PANEL: *P. Aragona (Messina), T. Avitabile (Catania), V. Sarnicola (Grosseto)*

BEST ORAL PRESENTATION
BEST POSTER
MOST ORIGINAL ORAL PRESENTATION
MOST ORIGINAL POSTER
BEST VIDEO
BEST PAPER OF SESSIONS






SATURDAY 1st

SCIENTIFIC PROGRAM

SATURDAY 1st

COURSES AND INNOVATIONS

-  Italian language only
-  English language only
-  Award contest

ROOM 1

08.30 - 09.45: CHERATITI MICROBICHE

DIRECTOR: *TBD*

PANEL: *TBD*

08.30 Diagnosi differenziale alla lampada a fessura
TBD

08.45 La tecnologia ci aiuta: laboratorio, confocale, OCT
TBD

08.55 Caso clinico
TBD

09.03 Caso clinico
TBD

09.11 Caso clinico
TBD

09.19 Discussione

ROOM 2



08.30 - 09.45: DALK IN CHALLENGING SITUATIONS

DIRECTOR: *A. Bardan (UK)*

PANEL: *M. B. Goweida (Egypt), M. Nanavaty (UK)*

08.30 Management of intraoperative DM perforations during DALK
M. Nanavaty (UK)

08.45 DALK in cases with pre-existing DM perforations
M. B. Goweida (Egypt)

09.00 Postoperative outcomes of DALK with perforations
A. Bardan (UK)

09.15 Discussion

ROOM 3



08.30 - 09.45: AESTHETICS IN PTERYGIUM SURGERY

DIRECTOR: *S. Jain (India)*

PANEL: *R. Fogla (India), A. Montericcio (Trapani), C. Sarnicola (Arezzo), M. D. Straiko (USA)*

- 08.30** Understanding the anatomy and clinical presentations
TBD
- 08.40** Laying it bare – surgical principles of pterygium excision
TBD
- 08.50** Achieving an optimal cover
TBD
- 09.00** Delving into special situations
TBD
- 09.10** Managing complications
TBD
- 09.20** Discussion

ROOM 6



08.30 - 09.45: INNOVATIONS 6 - KERATOCONUS

PRESIDENT: *R. Barraquer (Spain)*

PANEL: *M. Dickman (Netherlands), G. Gabbriellini (Pisa), R. Nuijts (Netherlands), N. Rosa (Salerno), P. Rosetta (Milan)*

- 08.30** Topography-guided transepithelial photorefractive keratectomy to smooth the corneal surface in a patient previously treated with radial keratotomy
S. Giugno (Caltanissetta)
- 08.37** Keratoconus and personality traits: a case-control study
F. Aiello, G. Gallo Afflitto, F. Ceccarelli, F. Garziona, C. Pinci, G. Di Lorenzo, A. Siracusano, C. Nucci (Rome)
- 08.44** Epithelial mapping for keratoconus screening
J. Aliò del Barrio (Spain)
- 08.51** Five years results of iontophoresis-assisted transepithelial corneal cross-linking for keratoconus
G. W. Oliverio, P. Aragona, A. M. Roszkowska (Messina)
- 08.58** Discussion
- 09.06** Epithelium-On CXL - EpiSmart Phase 3 trial
M. Belin (USA)
- 09.13** Assessment of the in-vivo corneal biomechanics effect of intracorneal ring segments in keratoconus: long term results
R. Vinciguerra (Milan), L. Fernández-Vega-Cueto, A. Poo-Lopez, D. Madrid-Costa (Spain)
- 09.20** Donut shaped deep anterior intrastromal corneal keratoplasty as an alternative treatment in keratoconus
S. Coscarelli (Brazil), S. P. Coscarelli, L. Torquetti
- 09.27** Forget the cornea! Clear lens extraction with intraocular pinhole as a new treatment option for keratoconus
B. Trindade, F. C. Trindade, C. C. Trindade (Brazil)
- 09.34** Discussion

ROOM 7

08.30 - 09.45: SYSTEMIC CONDITIONS & OCULAR SURFACE

DIRECTOR: *P. Aragona (Messina)*

PANEL:

- 08.30 Gender and ocular surface**
C. Gagliano (Catania)
- 08.40 Autoimmune diseases and ocular surface**
E. Aragona (Milan)
- 08.50 Allergic disorders and ocular surface**
A. Leonardi (Padua)
- 09.00 Neurotrophic disorders and ocular surface**
A. Lambiase (Rome)
- 09.10 Diabates and ocular surface**
A. Roszkowska (Messina)
- 09.20 Discussione**

POSTERS

Poster Area

AWARDS COMMITTEE:

**F. Bandello (Milan),
W. Lisch (Germany),
P. Nucci (Milan),
F. Passani (Carrara, MS),
D. Scorsetti (Argentina),
J. Weiss (USA)**



POSTERS

- 1  **Global prevalence of Fuchs endothelial corneal dystrophy (FECD) in adult population: a systematic review and meta-analysis**
F. Ceccarelli, F. Aiello, M. Cesareo, C. Nucci (Rome)
- 2  **In-Office use of cryopreserved Amniotic Membrane for the treatment of persistent epithelial defect: a sutureless, glue-free technique**
A. Di Maggio (Pescara), M. Marullo (Pescara)
- 3  **Autologous simple conjunctival epithelial transplantation for primary pterygium**
E. Bonacci, E. Pedrotti (Verona), M. Bertolin, A. Fasolo, D. Ponzin (Mestre, VE), G. Marchini (Verona)
- 4  **Microscopic corneal epithelial changes and clinical outcomes in simple limbal epithelial transplantation surgery after treatment with amniotic membrane eye drops**
R. Kilian, E. Bonacci, C. Rizzo (Verona), A. De Gregorio (Bassano Del Grappa, VI), F. Bosello (Verona), A. Fasolo, D. Ponzin (Mestre, VE), G. Marchini, E. Pedrotti (Verona)
- 5  **Ocular surface complications in chronic liver disease - a case report**
C. De Vitto, R. Mencucci, M. Cennamo (Florence)
- 6  **Mystery case: corneal deposits in patients affected by multiple myeloma (MM)**
E. B. Marcheggiani (San Marino), L. Rania, G. Mussoni (San Marino), C. Mularoni (Milan), A. Mularoni, (San Marino)
- 7  **Study of epithelial corneal thickness and its relationship with tear meniscus height in dry eye disease**
F. Franchina, C. Azzaro, P. Aragona (Messina)
- 8  **Post cataract surgery dry eye disease, effectiveness of semifluorinated alkanes (perfluorohexyloctane) eye drops**
S. A. Bagaglia (Florence)
- 9  **In vitro antimicrobial activity of a commercial ophthalmic solution containing zinc sulphate 0.02% and benzalkonium chloride 0.01%**
D. Satta (Sassari), M. G. Donadu, S. Dore, A. Balloi, A. Satta, A. Pinna (Sassari)
- 10  **The role of topical povidone-iodine in the management of infectious keratitis: a pilot study**
C. Pognacco, E. Pedrotti, E. Bonacci, R. Kilian (Verona), A. Fasolo (Venezia), A. Marco, J. Manzini, F. Bosello, G. Marchini (Verona)
- 11  **Effectiveness of topical antiseptics in reducing conjunctival bacterial flora: randomized clinical trial**
F. Gatti, F. Semeraro, V. Romano (Brescia)
- 12  **Ocular drug delivery contact lenses: much more than a therapeutic device**
M. Mazzoni, K. Mularoni, G. L. Possati, F. Garzarella, A. Mularoni (San Marino)
- 13  **Usefulness of the 3D Heads-up NGenuity system in corneal transplant surgery**
L. Scartozzi (Rome), L. Mosca, A. De Filippis, L. Guccione, R. Fasciani, S. Rizzo (Rome)
- 14  **Ultrastructural Analysis of Rehydrated Human Donor Corneas After Air-Drying and Dissection by Femtosecond Laser**
E. Bonacci (Verona), E. Pedrotti, M. Anastasi, C. Pagnacco, R. Kilian (Verona), D. Ponzin (Mestre, VE), G. Marchini (Verona)
- 15  **Dexmedetomidine versus Remifentanyl monitored anesthesia care during endothelial keratoplasty: a retrospective study**
M. Cennamo, C. De Vitto, C. Adembri, S. Pierucci, R. Mencucci (Florence)
- 16  **Effectiveness of phacoemulsification with toric intraocular lens implantation in addressing irregular corneal astigmatism**
N. Dine, M. Bizrah, S. Balal, M. Phylactou, R. Angunawela, S. Fung
- 17  **Combining crosslinking with keratoplasty: the DRXL-DALK procedure**
M. Zagari, M. A. Pulvirenti (Catania), C. Mazzotta (Siena)
- 18  **Interaction between topographic parameters And DES for Algerian keratoconus patients**
I. F. Mehdaoui, Kaile Fatiha, Amine Derdour, Salma Chiali (Algeria)
- 19  **Keratoconus caused due to prolonged screen usage**
Gandndluru Diya, S. Devu, Divya Reddy
- 20  **Management of serious complications after cosmetic iris implants**
E. D'Orta (Bari), J. L. Alio (Spain)

Candidates for S.I.C.S.S.O. Award Contest
for ophthalmologists under 40

21

Epi-off versus iontophoresis epi-on collagen cross-linking in treatment of advanced progressive keratoconus

M. R. Astori (Alessandria), A. Mazzucco, E. Rapetti (Alessandria)

22

Evaluation of collagen cross linking in keratoconus eyes with kera intracorneal ring implantation

A. A. Ghanem (Egypt)

23

Prevalence of keratoconus in Egyptian subjects with high corneal astigmatism

A. Said (Egypt)

24

The use of two 90 degree arc intracorneal ring segments in management of crab claw topographic pattern

H. Elnashar (Egypt)

25

Evaluating bio marker trends in allergic eye disease and allergy with associated keratoconus using point of care bio marker kit

A. Koul, D. Modak, G. Kundu, S. D'souza, R. Shetty (India)

26

Combined PRK with ray-tracing analysis and transepithelial PTK for treatment of calcific band keratopathy

F. Passidomo (Sassari), F. Pignatelli, G. Addabbo (Taranto), R. Buonamassa (Bari)

27

Long-term outcomes of flap amputation in case of idiopathic post-LASIK corneal swelling

D. Dementiev (Milan), A. Shipunova, K. Zhukov, O. Kukleva

28

Functionalized Hyaluronic Acid for “In Situ” Matrix Metalloproteinase Inhibition: A Bioactive Material to Treat the Dry Eye Syndrom

G. Greco (Siena), S. Burgalassi, M. Fragai, O. Francesconi, L. Cerofolini, D. Monti, G. Leone, S. Lamponi, A. Magnani, C. Nativi (Siena)

29

Corneal Epithelial changes in a patient treated with belantamab mafodotin

L. Inferrera (Messina), R. Giglio, S. Milan, A. L. Vinciguerra, D. Tognetto

30

Acanthamoeba keratitis: risk factors, clinical features and treatment outcomes

M. Agarwal, A. R. Anand (India)

31

Beneficial effects of Rho-associated Protein Kinase inhibitor eye drops in corneal endothelial cells

L. Daham (Algeria)

32

Topical alpha 2 beta interferon and conjunctival papilloma: a case report

N. Rosa, M. Graziano, M. De Bernardo, M. Gioia, F. Cione (Salerno)

VIDEO

VIDEO

- 1 **A scary movie DALK type II bubble rupture**
H. Yassin (Egypt)
- 2 **DALK in previous corneal incisional refractive surgery**
H. Yassin (Egypt)
- 3 **DALK FOR CORNEAL ULCER**
S. Scalia (Enna), M. Sanfilippo (Enna)
- 4 **Treatment of corneal neovascularization prior to DALK**
A. Y. Cheung (USA)
- 5 **Femtosecond assisted Mushroom Shape DALK guided by anterior segment OCT**
M. Arino-Gutierrez (Spain), A. Villarrubia-Cuadrado, J. Garcia-Bella (Spain)
- 6 **When the Intraoperative OCT can rescue your big bubble DALK**
A. M. Hassan (Egypt)
- 7 **Combined DALK and cataract surgery for keratoconus**
S. Lippera (Fabriano), G. Pallotta, P. Ferroni, S. Morodei (Fabriano), M. Lippera (UK)
- 8 **Perforating keratoplasty combined with open-sky lollipop technique in dense brunescant cataract with small pupil**
A. Meduri (Messina), Umberto Camellin, Antonio Salsa, Pasquale Aragona (Messina)
- 9 **A challenging case: combined posterior vitrectomy, glaucoma surgery and PK**
M. Fioretto (Casale Monferrato, AL)
- 10 **KERATOPLASTY IN DIFFICULT CASES**
F. Massignan (Padova), A. Galan (Padova)
- 11 **How a stitch in time saved vision in a post PUK precious eye**
A. Koul (India), Durgalaxmi Modak, Yathish Shivanna, Rohit Shetty

- 12** **A case of corneal perforation**
S. Luceri (Monza), M. Coppola (Monza)
- 13** **Mini DSAEK, Phaco and IOL for patient with Rheumatoid Arthritis and a Corneal Perforation**
A. Slomovic (Canada)
- 14** **Scleral patch autograft in corneal melting**
S. Scalia (Enna), M. Sanfilippo (Enna)
- 15** **Always there is a hope**
H. Elnashar (Egypt)
- 16** **Three different strategies for total corneal opacity**
R. Fasciani (Rome), L. Mosca, L. Guccione, S. Rizzo (Rome)
- 17** **Reshaping the cornea: a corneal “facelift” for pellucid marginal degeneration**
D. Loya-Garcia (Mexico)
- 18** **SMILE from S to E to make the patient “ see”**
Z. Shukur (Iraq)
- 19** **Double Blue descemetorhexis**
V. Ramovecchi (San Severino Marche, MC)
- 20** **“The Spinning Technique” for Unfolding Tightly Scrolled DMEK Grafts**
N. Din (Canada), Maria Phylactou, Alfonso Vasquez-Perez, Christopher Liu (Canada)
- 21** **DMEK preparation: marking complication and pre descemet layer**
M. Airdi (Brescia), Carlos Rocha de Lossada (Spain), Francesco Semeraro, Vito Romano (Brescia)
- 22** **DMEK in iridocorneal endothelial (ICE) syndrome**
H. Yassin (Egypt)
- 23** **Technique for Descemetorhexis Under Ophthalmic Viscosurgical Devices and Air**
G. Coco (Rome), Luca Pagano, Alfredo Borgia, Stephen B Kaye (UK), Vito Romano (Brescia)
- 24** **Intraoperative OCT , Could be a game changer in DMEK?**
A. M. Hassan (Egypt)
- 25** **The giant leap**
B Trindade (Brazil)

- 26** **DMEK after fibrosed DSAEK**
M. Gessa-Sorroche (Spain), J. Giménez-Almenara Amo, A. Carrero Collantes (Spain)
- 27** **Descemet stripping automated endothelial keratoplasty for corneal decompensation in the setting of pseudoexfoliative syndrome, with posterior chamber intraocular lens**
O. Moraru, C. Moraru (Romania)
- 28** **Quadruple procedure for visaul rehabilitation of endothelial decompensation following phakic intraocular lens implantation: a modified surgical technique**
P. Leon (Venice), F. Birattari, A. Franch (Venice)
- 29** **LIMBAR DERMOID CYST EXCISSION**
L. Mosca (Rome), L. Guccione, R. Fasciani, L. Scartozzi, S. Rizzo (Rome)
- 30** **Clear cornea post sever chemical burn without keratoplasty**
H. Elnashar (Egypt)
- 31** **Glueless simple limbal epithelial transplantation (G-SLET) combined with femtosecond assisted anterior lamellar keratoplasty (FS-ALK) for LSCD epithelial reconstruction**
B. Malyugin, S. Kalinnikova, M. Gerasimov (Russia)
- 32** **Giant choroidal melanoma: ocular enucleation and amniotic membrane transplantation**
M. Gessa-Sorroche (Spain), J. Giménez-Almenara Amo, A. Carrero Collantes (Spain)

Vote for the “Best Video” award using the S.I.C.S.S.O. App by 11.15 a.m. of Saturday 2nd



FACULTY

H. Aaliouet (Morocco)
M. Agarwal (India)
F. Aiello (Rome)
M. Airdi (Brescia)
A. Aleo (Pisa)
J. Aliò del Barrio (Spain)
S. Alshaker (Canada)
A. R. Anad (India)
M. Anastasi (Verona)
P. Aragona (Messina)
V. Aragona (Messina)
P. Archana (India)
M. Arino Gutierrez (Spain)
P. Arriola-Villalobos (Spain)
K. Arteaga-Rivera (Mexico)
V. Avadhanam (UK)
T. Avitabile (Catania)
C. Azzaro (Messina)
K. Bansal (India)
A. Barabino (Milan)
A. S. Bardan (Egypt)
A. Bardan (UK)
R. Barraquer (Spain)
S. Basak (India)
M. Belin (USA)
T. Berk (Turkey)
G. Bhavya (India)
F. Birattari (Venice)
J. Biswas (India)
E. Bonacci (Verona)
A. Bonaldo (Venice)
A. Borgia (UK)
D. Borroni (Milan)
U. Camellin (Messina)
D. Camposampiero (Venice)
L. Candela (Messina)
N. Cardascia (Bari)
F. Ceccarelli (Rome)
İ. Çeçen (Turkey)
C. C. Chan (Canada)
A. Y. Cheung (USA)
G. Coco (Rome)
E. Cohen (Canada)
K. Colby (USA)
S. P. Coscarelli (Brazil)
S. Coscarelli (Brazil)
S. A. Coscarelli (Brazil)
S. P. Coscarelli (Brazil)
G. Dattino (Rome)
L. de Benito-Llopis (UK)
M. Deiana (Messina)
S. Deng (USA)
S. Devu
G. Di Lorenzo (Rome)
D. Diaz-Valle (Spain)
M. Dickman (Netherlands)
N. Din (Canada)
T. H. A. Dinh (Vietnam)
G. Divya
R. Divya
L.E. Doss (USA)
F.R. Doss (USA)
M. A. Dowidar (Egypt)
S. Dsouza (India)
H. S. Dua (UK)
H. Dua (UK)
I. Durak (Turkey)
M. Elalfy (UK)
A. Elkamshoushy (Egypt)
H. Elnashar (Egypt)
M. Farid (USA)
A. Fasolo (Verona)
L. Fernández-Vega-Cueto
E. Ferrini (Pisa)

FACULTY

M. Figus (Pisa)
R. Fogla (India)
M. Forlini (Ravenna)
S. Fraccaroli (Verona)
L. Francescutti (Venice)
A. Franch (Venice)
F. Franchina (Messina)
G. Gabbriellini (Pisa)
P. Gagliano (Catania)
C. Gagliano (Catania)
G. Gallo Afflitto (Rome)
A. M. Garrido-Hermosilla (Spain)
F. Garziona (Rome)
Z. Gatziofufas (Switzerland)
J. Gegundez (Spain)
P. Gentile (Venice)
M. Gerasimov (Russia)
M. Gessa-Sorroche (Spain)
A. Ghaith (Egypt)
A. Ghosh (India)
G. Giannaccare (Catanzaro)
S. Giugno (Caltanissetta)
L. Gouvea (Canada)
M. B. Goweida (Egypt)
E. Graue-Hernandez (Mexico)
S. B. Hannush (USA)
M. Hernandez (Peru)
E.J. Holland (USA)
L. Inferrera
L. Izquierdo (Peru)
S. Jain (India)
B. Jeng (USA)
D. Jimenez-Collado (Mexico)
Y. Y. Kalinnikov (Russia)
S. Y. Kalinnikova (Russia)
S. Kalinnikova (Russia)
E. Karatas (Turkey)
S. B. Kaye (UK)
P. Khamar (India)
A. Khattab (Egypt)
R. Kilian (Verona)
R. Kirkova (Milan)
N. Koerber (Germany)
A. Kosler (USA)
A. Kossler (USA)
A. Koul (India)
A. Koul (India)
A. Koul (India)
S. M. Krishna (India)
G. Kundu (India)
M. G. La Tegola (Bari)
W. B. Lee (USA)
W. Lee (USA)
P. Leon (Venice)
H. J. Levis (UK)
W. Lisch (Germany)
W. Lisch (Germany)
B.C. Liu (UK)
D. Loya-Garcia (Mexico)
M. Macsai (USA)
D. Madrid-Costa (Spain)
B. Malyugin (Russia)
M. Mancini
E. B. Marcheggiani
G. Marchini (Verona)
L. Marino (Milan)
L. Mastropasqua (Chieti)
M. Mazzoni (San Marino)
C. Mazzotta (Siena)
A. Meduri
R. Mencucci (Florence)
Y. Meng
M. Messina (Perugia)
S. Mian (USA)

FACULTY

M. Mimouni (Canada)
G. Moloney (Canada)
C. Moraru
O. Moraru (Romania)
K. Mularoni (San Marino)
A. Mularoni (San Marino)
C. A. Muller-Morales (Mexico)
G. Mussoni (San Marino)
H. Nagaraja (India)
M. Nanavaty (UK)
A. Navas (Mexico)
I. Ninotta
P. Nucci (Milan)
R. Nuijts (Netherlands)
G. W. Oliverio (Messina)
S. Ong Tone (Canada)
Z. Ozbek (Turkey)
O. Ozkan (Turkey)
L. Pagano (UK)
C. Pagnacco (Verona)
F. Passani (Carrara, MS)
M.L. Passaro (Brescia)
A. Patefield
E. Pedrotti (Verona)
N. Pereira (Brazil)
V. Perez (USA)
C. Pinci (Rome)
D. Ponzin (Venice)
A. Poo-Lopez
M. Popovic (Canada)
C. Posarelli (Pisa)
N. Pozharitskiy (Bari)
M. A. Pulvirenti (Catania)
L. Rahimova (Russia)
A. Ramirez-Miranda (Mexico)
L. Rania (San Marino)

M. I. Relimpio-Lopez (Spain)
V. Romano (Brescia)
D. Romano (UK)
A. Roszkowska
A. M. Roszkowska (Messina)
A. Said (Egypt)
D. G. Said (UK)
D. Said (UK)
M. Santoro (Bari)
F. Sarati (Florence)
C. Sarnicola (Arezzo)
E. Sarnicola (Grosseto)
D. Scollo (Catania)
V. Scordia (Catanzaro)
D. Scorsetti (Argentina)
D. H. Scorsetti (Argentina)
F. Semeraro
S. Serrao (Rome)
S. Sethu (India)
N. Sharma (India)
R. Shetty (India)
A. Siracusano (Rome)
A. R. Slomovic (Canada)
A. Slomovic (Canada)
C. Slomovich (Canada)
R. Sobhi (Egypt)
F. A. Soloperto (Florence)
R. Spinella (Messina)
M. Straiko (USA)
N. Szentmary (Hungary)
I. Tanev (Bulgaria)
M. Terry (USA)
W. Ticli (Messina)
L. Torquetti (Brazil)
F. C. Trindade (Brazil)
C. C. Trindade (Brazil)

FACULTY

B. Trindade (Brazil)
E. Tu (USA)
C. A. Utine (Turkey)
A. Valastro
M. Vanathi (India)
M. Ventura (Verona)
B. Vidal-Villegas (Spain)
R. Vinciguerra
P. Vinciguerra (Milan)
G. Virgili (Florence)
J. Weiss (USA)
A. Yaman (Turkey)
H. Yassin (Egypt)
M. Zagari (Catania)
J. Zavala-Arcos (Mexico)
Y. Zheng (UK)



INFO



team
eventi

Organizing Secretariat

Via Massimo D'Azeglio, 23

58100 Grosseto, Italy

Ph: +39 331 7073818

Mail: info@sicssso.org (participants)

Website: www.sicssso.org/2023