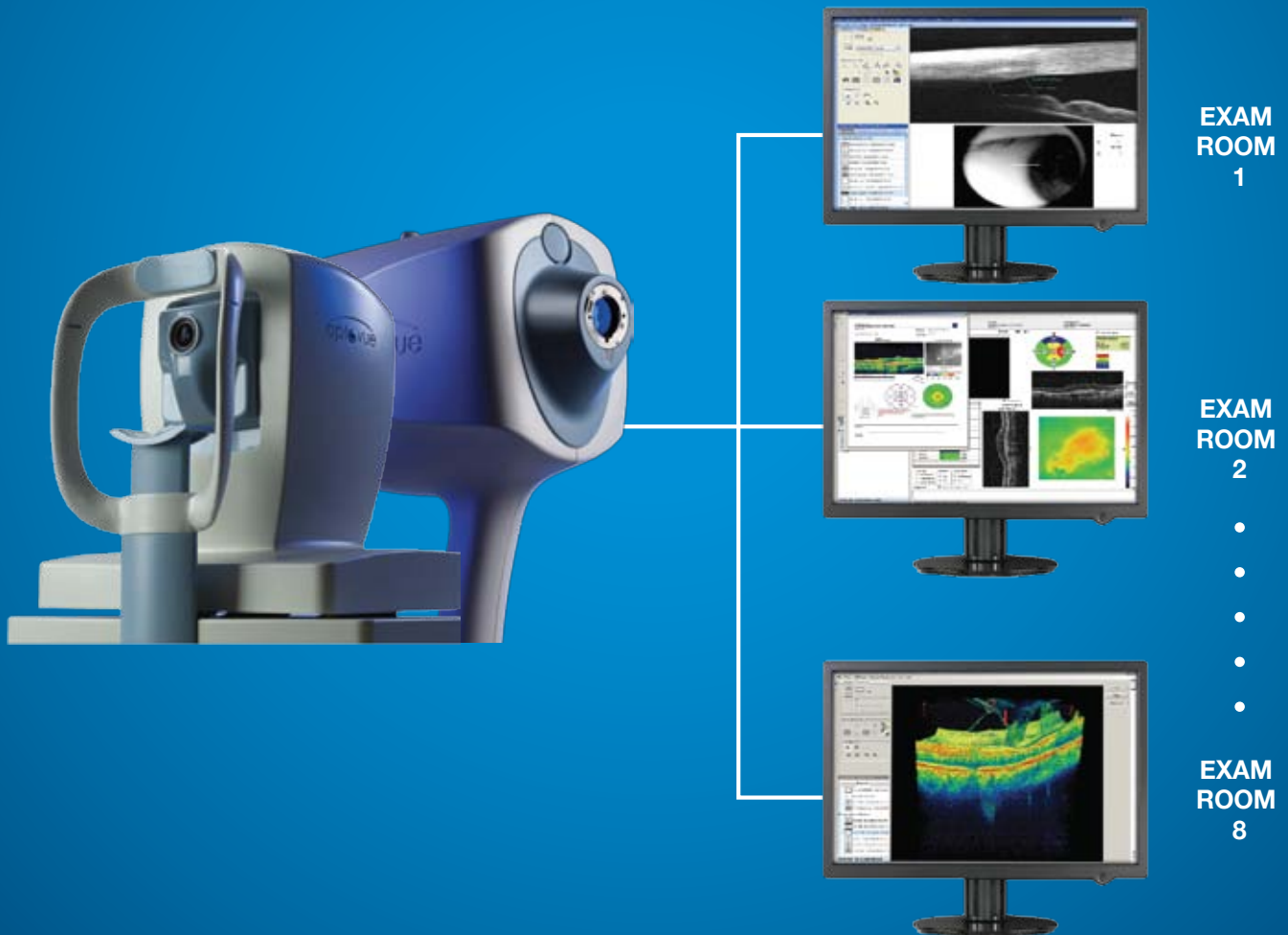




NETVUE PRO

Bring the power and dynamics of your RTVue® or iVue® to every room in your practice!




With Optovue's networking software, you will be able to:

- Enhance practice efficiency
- Provide patient education
- Integrate with EMR software*
- Eliminate printing costs



NETVUE PRO



Benefits

Enhance Practice Efficiency

- View and modify RTVue or iVue scans from up to 8 review stations
- Capture scans on a patient while other patient scans are being reviewed
- Enter patient data from a review station and enhance patient flow on your RTVue or iVue


Provide Patient Education

- Show scans interactively to patients in exam rooms

EMR (Electronic Medical Record) Integration*

- Save RTVue or iVue reports in EMR software
- Avoid manual data entry

Eliminate printing costs



Review Station Requirements

- Win XP Pro SP2 or Win 7 operating system
- 4 GB RAM
- Processor speed of 2.0 GHz or higher
- Quad core processor (Dual core for laptops)
- Dedicated graphics card for 3D
- DVD/CD ROM drive (to facilitate software updates)
- USB2 Port(s) (as an option for data transfer)
- Monitor resolution of 1280 x 1024 at 24 bit color (32 bit color recommended)
- Recommended monitor viewing area of 17" diagonal or higher
- Recommended mouse with scrolling wheel (3D zoom function)
- HD minimum 20 GB
- PC must be connected to a network
- 1 Gbps network speed recommended

*Call to find out more about EMR Integration